

Social Studies Success

1
Book

By
Venu Tulsi
Arun Kumar
Nalini Aggarwal



GOYAL BROTHERS PRAKASHAN



GOYAL BROTHERS PRAKASHAN
EDUCATIONAL PUBLISHERS

Sales & Registered Office :

11/1903, Chuna Mandi, Paharganj, New Delhi - 110055

Post Box : 5720, Phones : 23584658 & 23582812

E-mail : info@goyal-books.com

website : www.goyal-books.com

Administrative Office :

D-231, Sector 63, Noida-201301 (U.P.)

Phone : 0120-3830000, Fax : 0120-3830001

Branches :

- Ahmedabad** : BL-Y, Shop No.9, Dev Castle, Opp. Radhe Krishna Complex, Jay Mala Society Road (Opp. St. Mary's School), Govindwadi, Isanpur, Maninagar, Ahmedabad-383443, Mobile: 09925004030
- Chennai** : No. 51 (New) 87 (Old), East CIT Nagar, 5th Main Road, Nandanam, Chennai-600 035 (Tamil Nadu) Phones : 044-24322767, Fax No. 044-24322777
- Guwahati** : Bishop Plaza, Col. J. Ali Road, Lakhtokia, Guwahati – 781001 (Assam), Phone : 0361-2735337
- Hyderabad** : F-7/8/41, First Floor, Agarwal Chambers, 5-9-1121, King Kothi Road, Hyderabad - 500001 Tele-fax : 23211332
- Kochi** : Chelliyanthara House, Maplassery Road, Vyttila P.O., Kochi - 682019 (Kerala) Phone : 09847036566
- Kolkata** : No. 203, 2nd Floor, Fomra Towers, 84-A, Acharya Jagdish Chandra Bose Road, Kolkata - 700014 Phone : 033-22262683

Showrooms :

- Bengaluru** : 1681/5/4, Ground Floor, 3rd Main Ramamohanapuram, Bengaluru - 560 021, Phone : 080-23320655
- Bhopal** : Plot No. 203, Zone-II, M.P. Nagar, Bhopal-462 011 (M.P.), Tele-fax : 0755-4271371
- Lucknow** : B-318, Sector-B, Mahanagar, Opposite P.A.C Main Gate, Lucknow - 226 006, Phone : 0522-2320841
- Patna** : Ravi Kiran Apartment, Flat No. 2-A, Second floor, Near Water Pumping Station, Pani Tanki Lane, Pirmohani, Patna – 800003

To buy our books online log on to www.goyal-books.com

© Reserved

Edition : 2019

Printed and Published by

Roshan Lal Goyal for Goyal Brothers Prakashan, New Delhi

INTRODUCTION

The series **SOCIAL STUDIES SUCCESS** is a set of five books for students of **Classes 1 to 5**. It is strictly according to the latest **National Curriculum Framework** (NCF) meant for schools affiliated to **CBSE** and other schools affiliated to various **State Education Boards**. Each book in the series is supplemented with **ANIMATED CD, TEACHER'S RESOURCE BOOK, ONLINE SUPPORT** and **E-BOOK** for teachers.

This innovative series opens up new vistas for the students. They are led step by step towards an understanding of themselves, their homes, families and their environment. This knowledge, in turn, leads them to understand the role they have to play in this rapidly changing and ever-shrinking world.

Salient features of the Course Books :

- u **Learner-centred and Activity-based Approach.**
- u **Captivating photographs and illustrations.**
- u **DID YOU KNOW** : Gives interesting information related to the subject matter.
- u **THINGS I HAVE LEARNT** : Summarises important points in the lesson for easy recapitulation.
- u **KEY WORDS** : Gives difficult words and their meanings.
- u **THINK AND ANSWER** : Various types of Assignments for Summative Assessment.
- u **DO AND LEARN** : Various types of Assignments for Formative Assessment.
- u **LIFE SKILLS** : Includes activities and themes to help children lead a productive and fruitful life.
- u **SURF AND LEARN** : Includes various website for enhancing the knowledge of students.

Salient features of other Components :

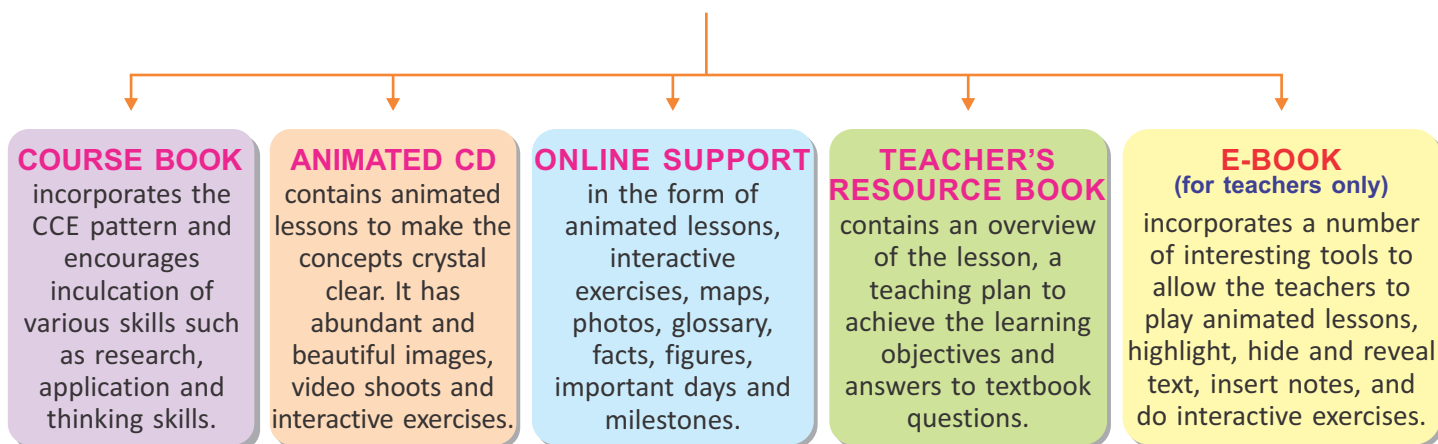
- u **ANIMATED CD** : Contains animated lessons to make the concepts and the contents easy to understand.
- u **TEACHER'S RESOURCE BOOK** : Contains an overview of the lesson, teaching plan and answers to textbook questions.
- u **ONLINE SUPPORT** : Contains animated lessons, interactive exercises, maps, photos, glossary, facts, important days and milestones.
- u **E-BOOK FOR TEACHERS**: Incorporates a number of tools to allow the teachers to play animated lessons, highlight, hide and reveal the text and insert notes.

We hope the new series **Social Studies Success** finds favour with teachers and students. Suggestions for improvement are welcome from teachers, students and other readers of the books.

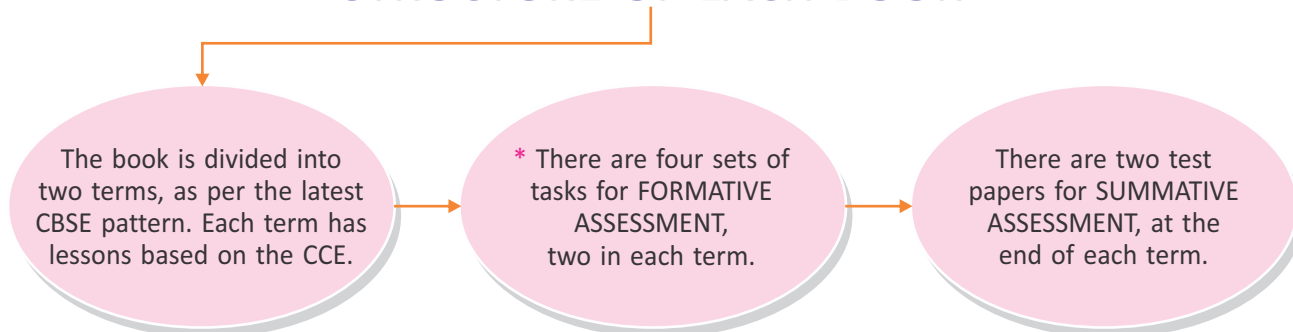
– Publishers

THE SERIES AT A GLANCE

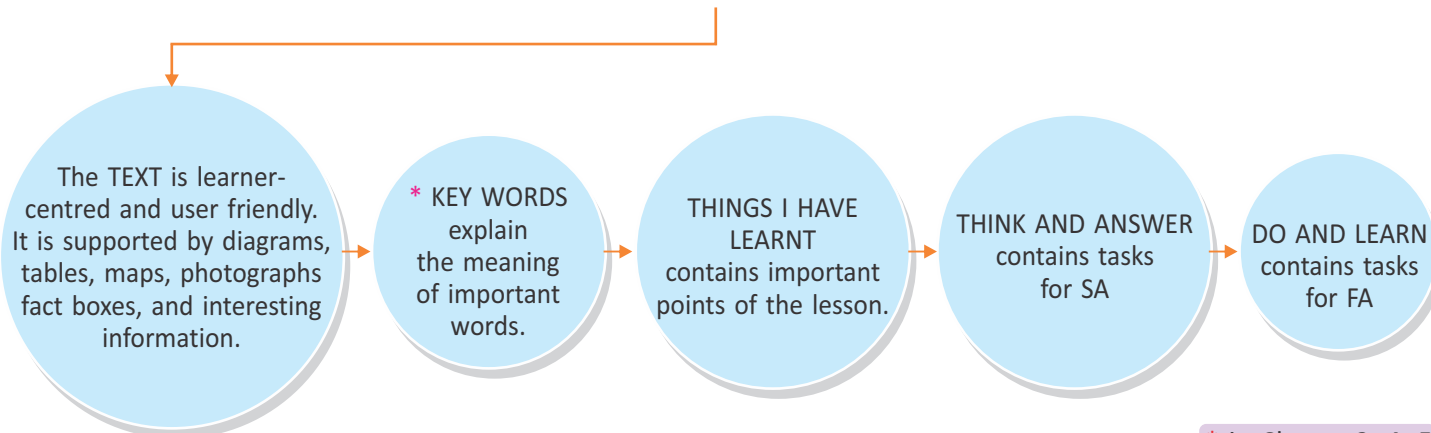
COMPONENTS OF THE BOOKS IN THE SERIES



STRUCTURE OF EACH BOOK

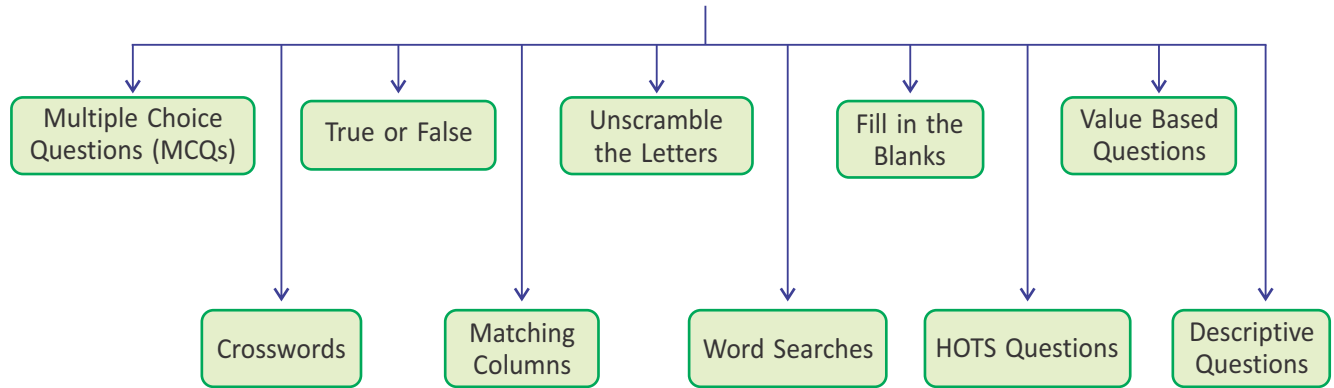


STRUCTURE OF EACH LESSON



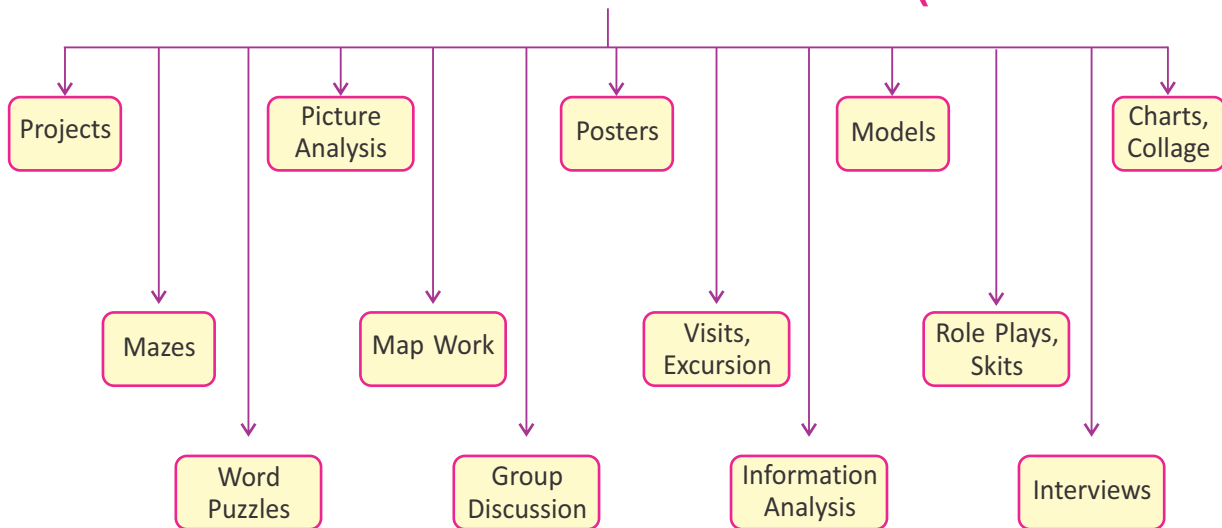
* in Classes 3, 4, 5

TASKS FOR SUMMATIVE ASSESSMENT (THINK AND ANSWER)



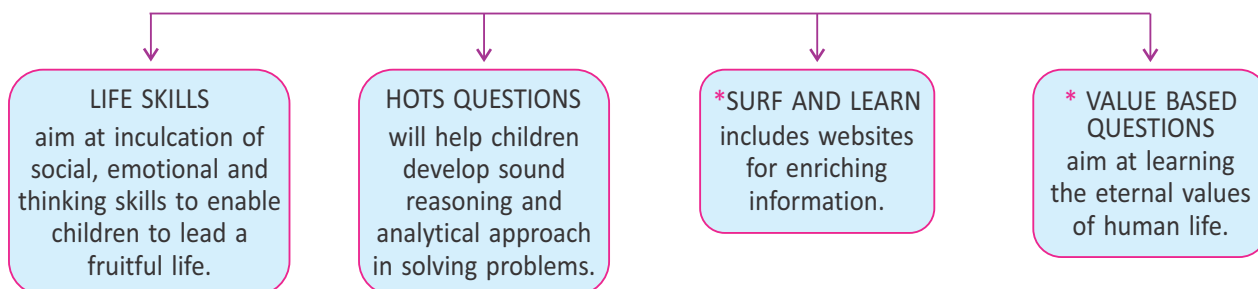
and more....

TASKS FOR FORMATIVE ASSESSMENT (DO AND LEARN)



and many other varieties of tasks....

MANY MORE.....



CONTENTS



1. MYSELF 9

Life Skills : Thinking (organising morning activities)

2. MY FAMILY 12

Life Skills : Emotional (how to make your mother happy)



3. ROLES IN THE FAMILY 17

Life Skills : Social (learn to share, care and cooperate)

4. GOOD MANNERS AND GOOD HABITS 21

Life Skills : Social (to learn good habits)



5. FOOD 27

Life Skills : Thinking (arranging fruits as per seasons)

6. CLOTHES 33

Life Skills : Thinking (learning to be neat and orderly)



7. SAFETY RULES 38

Life Skills : Social (learning how to be safe)

8. HOME IS THE BEST 46

Life Skills : Emotional (why you love your house)



CONTENTS



9. ROOMS IN A HOUSE 53

Life Skills : Social (learning to take care of guests)

10. HOMES OF ANIMALS 58

Life Skills : Emotional (how to treat a pet)



11. STEPPING INTO SCHOOL 64

Life Skills : Thinking (general behaviour in the school)

12. OUR HELPERS 71

Life Skills : Social (how to behave with helpers)



13. CELEBRATIONS AND RECREATION 77

Life Skills : Social and Emotional (learning from festivals)

14. OUR FREEDOM FIGHTERS 84

Life Skills : Social and Thinking (learning from Gandhiji)



15. EARLY MAN 89

Life Skills : Thinking (learning from qualities and virtues of early man)



MYSELF

Fill in the blanks.

My name is _____.

I am a _____. (boy / girl)

I am _____ years old.

My birthday is on _____.

The name of my school is _____.

I study in class _____.

Paste your
recent
photograph

My address is _____

_____.

My phone number is _____.


My height is _____ centimetres.

My weight is _____ kilograms.

I like to _____.

(read / sing / play / watch TV)

Like every child I wear an Identity Card to the school. It tells everyone about me.





Think and Answer

Tasks For SA

MULTIPLE CHOICE QUESTIONS

A. Circle the correct words.

1. I am a **boy** / girl.
2. I study in section **A** / **B** / **C** / **D**.
3. My favourite colour is **red** / **blue** / **green** / **yellow**.
4. My favourite drink is **tea** / **milk** / **juice**.
5. I would like to become a **doctor** / **engineer** / **teacher** / **pilot**.



Do and Learn

Tasks For FA

B. Look at the pictures. Circle the things that you like to do.





life skills (THINKING)

- Given below is a list of activities you do every morning. Arrange them in proper order.

Brushing

Bathing

Rising up

Polishing shoes

Going to school

Arranging books & notebooks

Taking breakfast

Wearing uniform

Prayer

for the teacher

Give each child a piece of paper. Let them put their thumb print and write their names and birthdays.

2

MY FAMILY



Here is Ronit, a cute little boy. Ronit lives with his parents in his home. Let us meet Ronit's family members.

This is Ronit's father.
His name is Sunil.
He is a doctor.



This is Ronit's mother.
Her name is Rekha.
She is a teacher.

This is Ritu.
She is Ronit's sister.
She studies in a kindergarten.



A small family

This is Ronit's pet.
Its name is Tuffy.



Ronit's family is a **small family**.

A **small family** has parents and one or two children.

This is Sanju's family. Sanju is Ronit's friend. He lives with his three sisters and parents. There are six members in the family. Sanju lives in a **large family**.



A large family

A **large family** is the one which has more than two children.

Ali is Ronit's neighbour. In Ali's house, many members live together. His grandfather, grandmother, uncles, aunts and cousins live in the same house.



A joint family

Ali lives in a **joint family**.

A **joint family** has a father, mother, children, grandmother, grandfather, uncles, aunts and cousins.

How many members are there in your family ?

Is it a small, large or a joint family ?

Ali's cousin Sara lives alone with her mother and younger brother Javed.

Sara's family is a single-parent family.

Single-parent family is the one in which children live with one of the parents — mother or father.



A single-parent family



Things I have learnT

- * Parents and their children make a family.
- * A small family has parents and one or two children.
- * A large family has parents and more than two children.
- * A joint family has father, mother, children, grandmother, grandfather, uncle, aunts and cousins.



Think and Answer

Tasks For SA

A. Circle the correct words.

MULTIPLE CHOICE QUESTIONS

1. Ronit lives in a **small** / **large** family.
2. Ronit has a pet **dog** / **rabbit**.
3. Sanju lives in a **joint** / **large** family.
4. Ali lives in a **small** / **joint** family.
5. Sara lives with her **parents** / **single parent**.

B. Fill in the blanks. Choose words from the box.

Tuffy

Sanju

teacher

doctor

Ritu

1. Ronit's father is a _____
2. Ronit's mother is a _____
3. His sister's name is _____
4. His pet's name is _____
5. _____ is Ronit's friend.

C. Answer the questions.

1. What is a small family?

2. What is a large family?

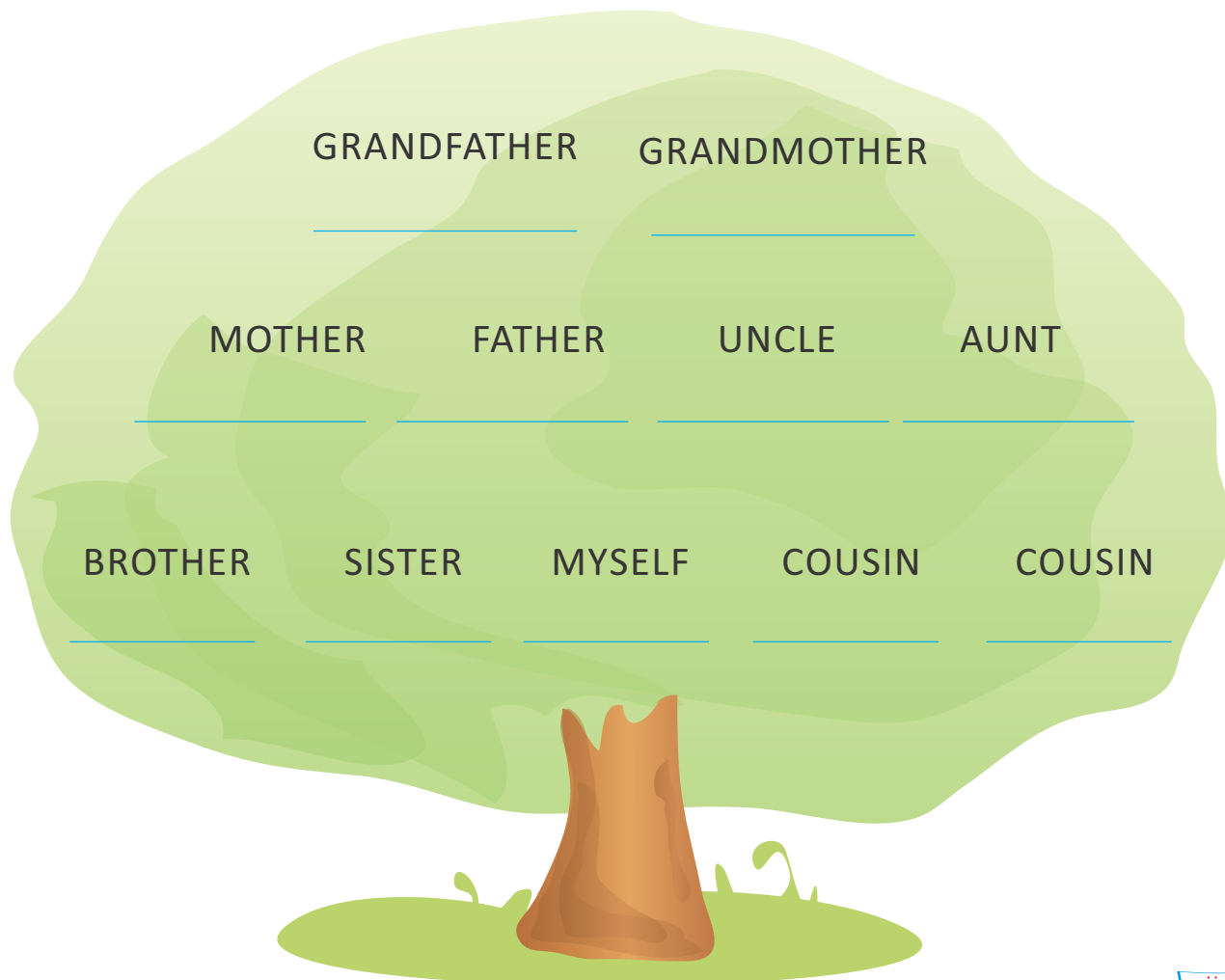
3. What is a joint family?



Do and Learn

Tasks For FA

D. This is your family tree. Write names on the lines given.



E. Draw a rose and colour it.

F. Make your family album. Collect photographs of your family members. Paste them on various sheets of chart paper. Bind these together.

G. Make a 'Thank you' card for your parents.

H. Name your relations.

1. I am your mother's father. I am your _____.

2. I am your mother's sister. I am your _____.

3. I am your father's mother. I am your _____.

4. I am your father's brother. I am your _____.



Life skills (EMOTIONAL)

■ Make a list of three things that you can do to make your mother happy.

1. _____.

2. _____.

3. _____.

for the teacher

Encourage the children to talk about their parents, brothers and sisters. Explain the concept of family tree.

3

ROLES IN THE FAMILY

All the people in a family work hard to make a happy home. They share work at home and outside.

Let us go to Rohan and Garima's house. Find out the different roles played by the members of their family.

Meet Rohan's father. He works in an office. He earns money to meet all the needs of the family members. He brings vegetables from the market and sometimes works in the kitchen too. Rohan's father goes to the office and also helps in household work.



Rohan's father goes to office and also helps in household work.



Rohan's mother goes to school and also does household work.

Meet Rohan's mother. She is a teacher. She also earns money. She cooks food for the whole family. She helps Rohan and Garima in their studies. Rohan and Garima's parents look after them when they are sick. They play with them, sometimes they read stories to them.

Sometimes the whole family goes out for shopping, watching movies, or for dinner on holidays. They also visit their relatives. The whole family watches television and has lots of fun together.



Rohan's family watching T.V.

Rohan and Garima do the following things at home :



Children watering the plants.

They help their mother in the kitchen.
They help in dusting the house.
They put things at proper places.
They bring things from the market.
They water the plants every day.
They help their parents look after guests.

Grandparents also share a lot of work at home. They play a very important role by telling the young members of the family what are the right things to do.



Grandparents guide the young members.



Things I have learnt

- * All the people in a family work hard to make a happy home.
- * Parents earn money to look after their families.
- * They take good care of their children.
- * All the family members have fun together.
- * Children should also help their parents at home.
- * Older members of the family also play an important role.



Think and Answer

Tasks For SA

A. Write the correct words.

MULTIPLE CHOICE QUESTIONS

1. Rohan's **father** / **mother** is a teacher.
2. Rohan and Garima's **parents** / **teachers** look after them when they are sick.
3. Their **mother** / **father** cooks for the whole family.
4. Our **parents** / **friends** help us at home.
5. We should **obey** / **disobey** our parents.

B. Who does this in your family?

1. Cooks the food _____
2. Earns money _____
3. Helps children in studies _____
4. Waters the plants _____

C. Fill in the blanks. Choose words from the box.

work

parents

children

water

obey

1. _____ look after us when we are sick.
2. Parents help their _____ in studies.
3. Children should also share _____ at home.
4. They can _____ the plants.
5. They should _____ their parents.



Do and Learn

Tasks For FA

D. Learn to make *shikanji* from your mother. Serve it to your father when he comes home from office.

E. Put a (3) on the work that is done by the maid in your house.



F. Circle the things that you do to help your family.



Life skills (SOCIAL)

- You should learn to share, care and cooperate with family members.
- Write three ways you can help your grandparents.

for the teacher

Hold a discussion in the class on how children can help their family members. Inculcate a sense of caring, sharing and cooperation in children.